

YG862C12R (10A)

(120V / 10A)

[0401]

High Voltage Schottky barrier diode

Major characteristics

Characteristics	YG862C12R	Units	Condition
V _{RRM}	120	V	
V _F	0.88	V	T _c =25°C MAX.
I _o	10	A	

Features

- Low V_F
- High Voltage
- Center tap connection

Applications

- High frequency operation
- DC-DC converters
- AC adapter

Maximum ratings and characteristics

- Absolute maximum ratings (at T_c=25°C Unless otherwise specified)

Item	Symbol	Conditions	Rating	Unit
Repetitive peak surge reverse voltage	V _{RSM}	tw=500ns, duty=1/40	120	V
Repetitive peak reverse voltage	V _{RRM}		120	V
Isolating voltage	V _{iso}	Terminals-to-Case, AC.1min	1500	V
Average output current	I _o	Square wave, duty=1/2 T _c =122°C	10 *	A
Non-repetitive surge current **	I _{FSM}	Sine wave 10ms 1shot	75	A
Operating junction temperature	T _j		+150	°C
Storage temperature	T _{stg}		-40 to +150	°C

* Out put current of center tap full wave connection

**Rating per element

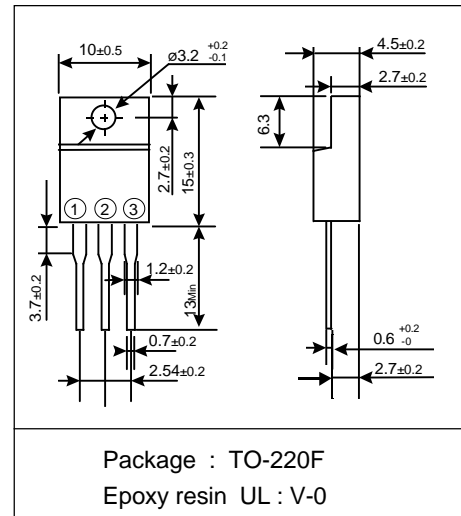
- Electrical characteristics (at T_c=25°C Unless otherwise specified)

Item	Symbol	Conditions	Max.	Unit
Forward voltage drop	V _F	I _{FM} =10A	0.88	V
Reverse current	I _R	V _R =V _{RRM}	150	μA
Thermal resistance	R _{th(j-c)}	Junction to case	3.0	°C/W

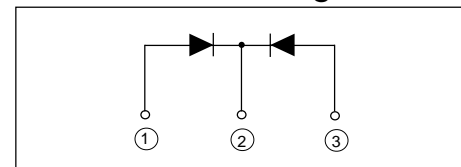
- Mechanical characteristics

Mounting torque	Recommended torque	0.3 to 0.5	N·m
Approximate mass		2	g

Outline drawings, mm

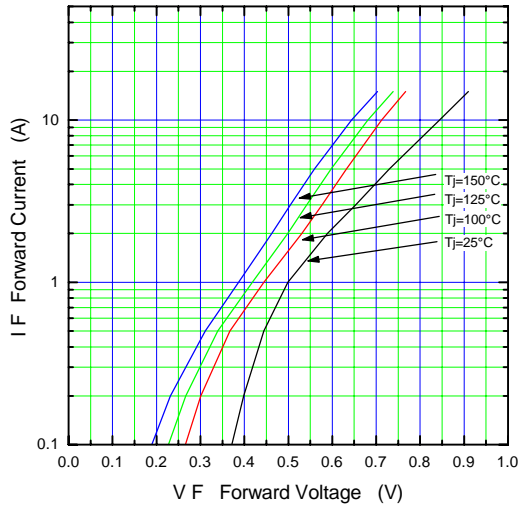


Connection diagram

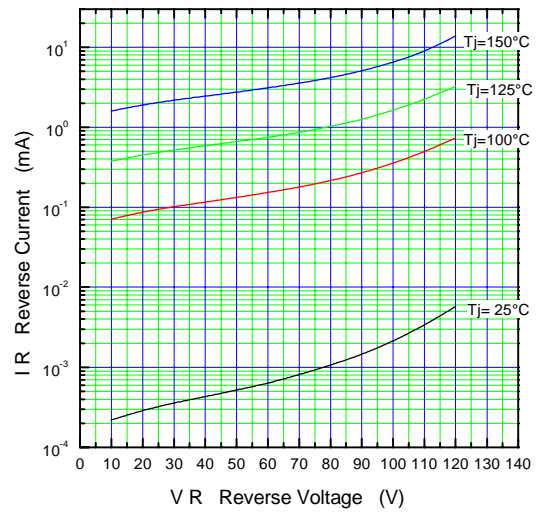


■ Characteristics

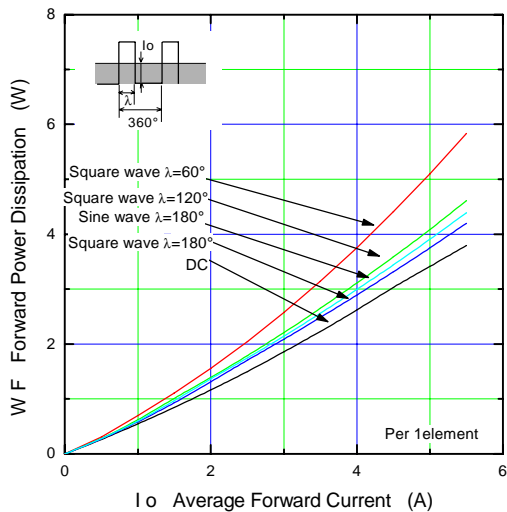
Forward Characteristic (typ.)



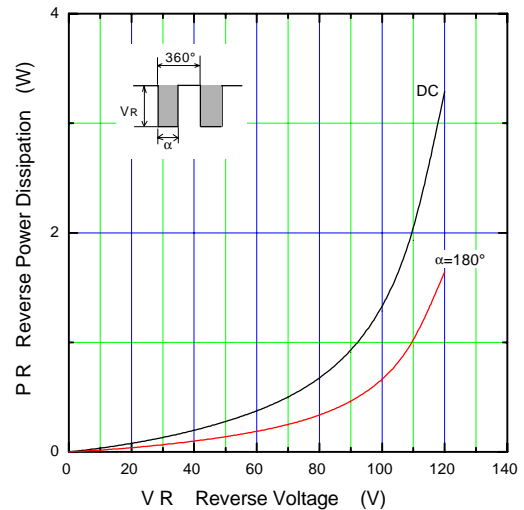
Reverse Characteristic (typ.)



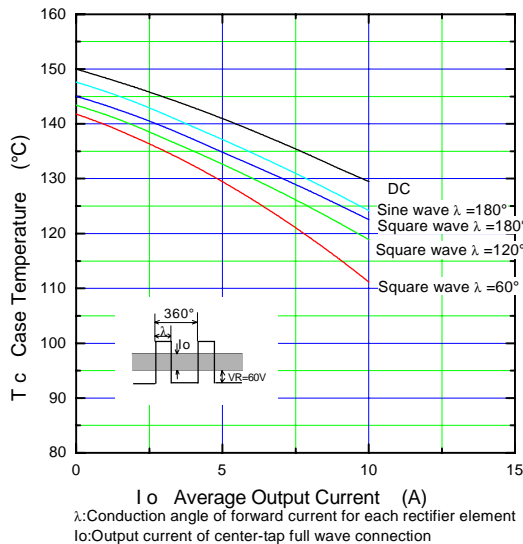
Forward Power Dissipation (max.)



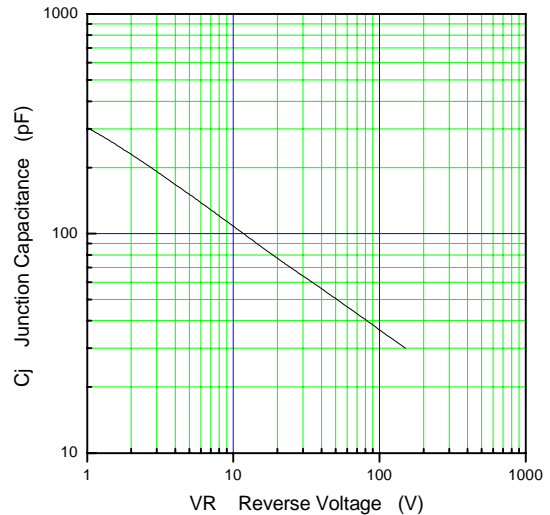
Reverse Power Dissipation (max.)



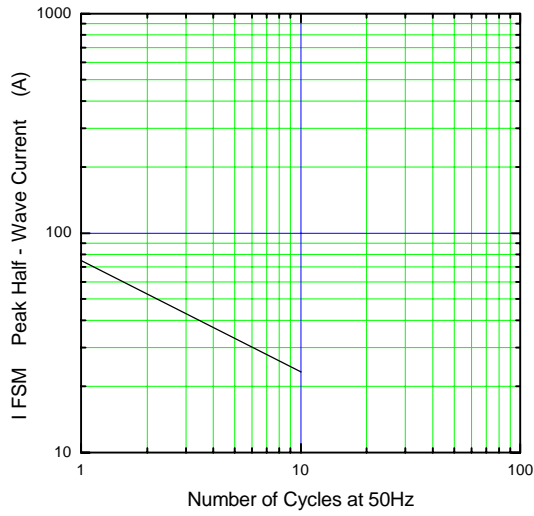
Current Derating (Io-Tc) (max.)



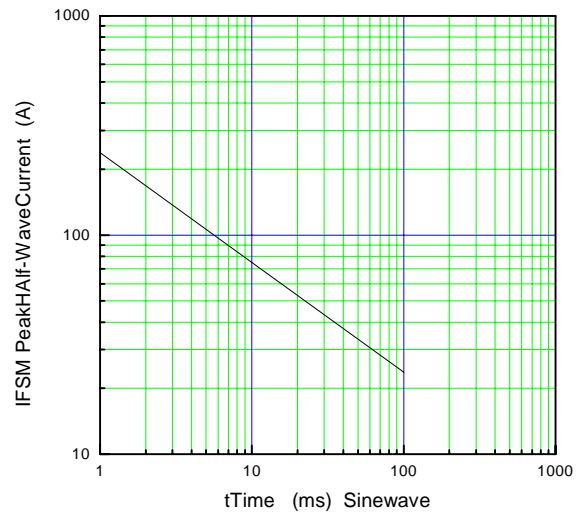
Junction Capacitance Characteristic (max.)



Surge Capability (max.)



Surge Current Ratings (max.)



Transient Thermal Impedance (max.)

